


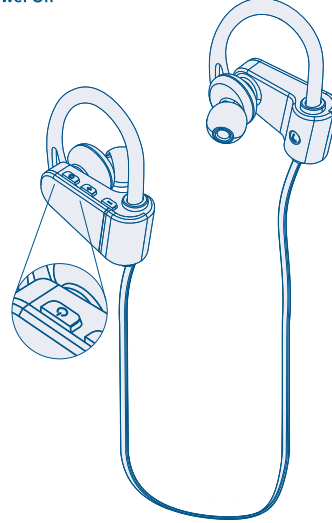
**USER MANUAL**  
Model No. EC-BTH2



**electro-harmonix**  
WWW.EHX.COM

### Getting Started

**Power On**




**Voice Prompt: Power On**

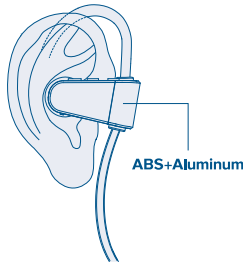
— 1 —

### Fitting & Wearing

Ear cushion sizes



Small Medium Large



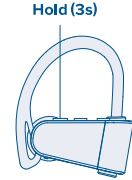
ABS+Aluminum

Gently push the earbud into your ear canal, and adjust the ear hook to get a comfortable fit.


— 2 —

### Pairing

**Hold (3s)**



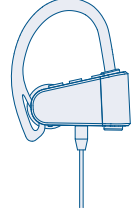
Hold the MFB for 3 seconds until the LED indicator flashes red and blue to enter pairing mode. If paired before, the headset will automatically connect to the device when it restarts. Voice prompt: YOUR HEADSET IS CONNECTED.



To connect, activate the *Bluetooth*® mode on your mobile phone, and select EHX Sport Buds when it appears on the device list.

— 3 —

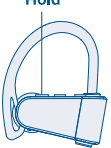
### Charging



When the battery level is low, you will see the LED indicator flash red and hear a voice prompt: BATTERY LOW.

### Factory Reset

**Hold**



When charging, hold the MFB until the indicator flashes red and blue alternately.

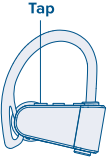
— 4 —

### General Functions

**Answer/ End a Call**

When there is an incoming call, the LED flashes blue. Tap the MFB once to answer; tap it again to end the call.

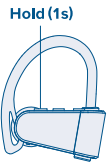
**Tap (2x)**



**Reject a Call**

When there is an incoming call, the LED flashes blue. Hold the MFB for 1 second to reject the call.

**Hold (1s)**




— 5 —

**Redial the Last Number**

While the headset is connected, tap the MFB twice to redial the last number called.


**Tap (2x)**



**Voice Assistance**

While in standby mode, hold the Vol. + and Vol. - buttons down simultaneously until you hear an audio prompt: DING. This will activate the voice assistance function of your phone (e.g., Siri®).

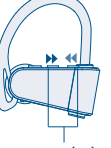
**Hold (1s)**



— 6 —

**Next/Previous Track ▶▶**

While playing music, hold either the +/- Volume button for 1 second to skip to the next/previous track.



**Hold (1s)**

**Adjust Volume ◀▶**

When on a call or playing music, tap either the +/- Volume button once.


**Play/Pause ▶▶**

While playing music, tap the MFB to pause. Tap the MFB again to resume playing.

— 7 —

**Multi-Device Connection**

- Follow the pairing procedure to connect the headset to phone 1. Once connected, disconnect the headset from phone 1.
- Activate the *Bluetooth*® function of Phone 2, and select EHX Sport Buds from the devices list to connect.



3. While connected to Phone 2, go back to Phone 1 and select EHX Sport Buds from the devices list to complete multi-device connections.

**Multiple Call Handling**

If you are on a call and are receiving a 2nd call, tap the MFB to answer the 2nd call and put the 1st call on hold. You can switch between the two calls by double tapping the MFB.

— 8 —

### FAQ/Troubleshooting

Q: I have established connection with my smartphone, but I am not hearing any sound.  
A: Please check the volume on both devices. Some smartphones require you to setup your *Bluetooth*® headset as an audio output device before sound is transmitted. Please see the instructions of your smartphone for details. If you are using a music player or another *Bluetooth*® device, make sure it supports the A2DP stereo music profile.

Q: Why is the connection unstable, and cutting out intermittently?  
A: Please make sure there is no nearby WIFI, radio, or other source of interference between the headset and the *Bluetooth*® device.

Q: Can I use the headset while its charging?  
A: No, you cannot use the headset while it is charging.

Q: Why is the headset not responding?  
A: Please try to reset the headset. See Factory Reset section on page 4.

Q: Why is the sound not very clear?  
A: Please adjust the volume on your phone and/or headset. Make sure there is no source of interference nearby. Remain in proximity with your smartphone.

— 9 —

### Tips

- Please read the manual carefully before using the headset, and keep it for future reference.
- The headset needs to be fully charged prior to first-time use.
- Recharge the headset periodically if left unused for over two weeks.
- Only use chargers made by a qualified manufacturer.
- If the headset cannot be located by your phone, check whether it is in pairing mode. If left unconnected for an extended time, the headset will exit pairing mode. Please reconnect to the *Bluetooth*® mode on your phone. If a pairing or connection issue occurs with the headset and/or phone, then reboot and/or reset each, as appropriate.

### Warranty Information

Please register online at: [www.ehx.com/product-registration](http://www.ehx.com/product-registration) or complete and return the enclosed warranty card within 10 days of purchase. Electro-Harmonix will repair or replace, at its discretion, a product that fails to operate due to defects in materials or workmanship for a period of one year from date of purchase. This applies only to original purchasers who have bought their product from an authorized Electro-Harmonix retailer. Repaired or replaced units will then be warranted for the unexpired portion of the original warranty term.

— 10 —

If you should need to return your unit for service within the warranty period, please contact the appropriate office listed below. Customers outside the regions listed below, please contact EHX Customer Service for information on warranty repairs at [info@ehx.com](mailto:info@ehx.com) or +1-718-937-8300. USA and Canadian customers: please obtain a Return Authorization Number (RA#) from EHX Customer Service before returning your product. Include with your returned unit a written description of the problem as well as your name, address, telephone number, e-mail address, RA# and a copy of your receipt clearly showing the purchase date.

**United States & Canada**  
EHX CUSTOMER SERVICE  
ELECTRO-HARMONIX  
c/o NEW SENSOR CORP.  
55-01 2ND STREET  
LONG ISLAND CITY, NY 11101  
Tel: 718-937-8300  
Email: [info@ehx.com](mailto:info@ehx.com)

**Europe**  
JOHN WILLIAMS  
ELECTRO-HARMONIX UK  
13 CWMDONKIN TERRACE  
SWANSEA SA2 0RQ  
UNITED KINGDOM  
Tel: +44 179 247 3258  
Email: [electroharmonixuk@virginmedia.com](mailto:electroharmonixuk@virginmedia.com)

— 11 —

### Warnings

- Contains small parts which may be a choking hazard. Not suitable for children under age three.
- Set a low volume setting before using the headset.
- Long-term exposure to loud music or sounds may cause hearing damage. It is best to avoid high volume levels when using the headset, especially for extended periods.
- Using the headset limits your ability to hear noises around you, regardless of listening volume. Please use caution when using these headset.
- Do not use the headset when operating a motor vehicle, a bicycle, or machinery, or where your inability to hear outside sounds may present a danger to you or others.
- Check and obey applicable laws and regulations in your jurisdiction on the use of a headset when operating a vehicle.
- Stop using the headset if you find its operation disruptive or distracting while operating any type of vehicle or performing any activity that requires your full attention.
- Do not drop, sit on, or allow the headset or earpieces to be immersed in water.
- Do not use the headset if one or both of the earpieces is damaged.
- Keep away from fire, water, and high voltage equipment.
- Do not modify, disassemble, open, drop, crush, puncture, or shred the headset.
- Do not expose the headset to extreme temperatures (below 0C/32F or above 45C/113F).
- Do not attempt to replace the battery in the headset - you may damage the battery, which could cause overheating and injury.
- Do not short-circuit the batteries.
- In the event of a battery cell leaking, do not allow the liquid to come in contact with the skin or eyes.

— 12 —

- Avoid prolonged contact with the USB cable. Do not sit on or sleep with the USB or put it under a blanket when it is in use.
- The headset contains components and radios that emit electromagnetic fields. They also contain magnets. These electromagnetic fields and magnets may interfere with pace makers, defibrillators, or other medical devices.
- Maintain a safe distance of separation between your medical device and the headset.
- Consult your physician and medical device manufacturer for information specific to your medical device. Stop using the headset if you suspect it is interfering with your pacemaker, defibrillator, or any other medical device.
- Earbuds can lead to ear infections if not properly cleaned. Clean the earbuds regularly with a soft lint-free cloth. Don't get moisture in any openings, or use aerosol sprays, solvents, or abrasives.
- If a skin problem develops, discontinue use. If the problem persists, consult a physician.
- When using the headset in areas where the air is very dry, it is easy to build up static electricity and possible for your ears to receive a small electrostatic discharge, avoid using the headset in extremely dry environments, or touch a grounded unpainted metal object before using the headset.
- Do not use the headset during a thunderstorm as it could malfunction and increase risk of electric shock.
- Keep the headset dry.

— 13 —

### Basic Specifications

- Play time: 9-12 hrs.
- Recharge time: ~2 hr.
- Operational frequency band: 2.4 GHz
- Max. transmitted power in operational band 10 dBm
- Operation range: 10m / 32ft
- Battery type: Lithium - Polymer
- Bluetooth*® Version: V5.0
- Standby Time: ~350 hrs.
- Wireless Profile: HFP/A2DP/HSP/AVRCP
- Chipset: CSR 8635
- Charging Voltage: DC 5V
- Talking Time: ~10 hrs.

Note: Play/talking time varies according to volume and audio content.

### Notices

Note: This equipment has been tested and found to comply with the limits for a Class B digital device, pursuant to part 15 of the FCC Rules. These limits are designed to provide reasonable protection against harmful interference in a residential installation. This equipment generates, uses, and can radiate radio frequency energy and, if not installed and used in accordance with the instructions, may cause harmful interference to radio communications. However, there is no guarantee that interference will not occur in a particular installation. If this equipment does cause harmful interference to radio or television reception, which can be determined by turning the equipment off and on, the user is encouraged to try to correct the interference by one or more of the following measures:

— 14 —

- Reorient or relocate the receiving antenna.
- Increase the separation between the equipment and receiver.
- Connect the equipment to an outlet on a circuit different from that to which the receiver is connected.
- Consult the dealer or an experienced radio/ TV technician for help.

Changes or modifications not expressly approved by the party responsible for compliance could void the user's authority to operate the equipment. This device complies with Part 15 of the FCC Rules. Operation is subject to the following two conditions: (1) this device may not cause harmful interference, and (2) this device must accept any interference received, including interference that may cause undesired operation.

Canadian Compliance:  
This device complies with Industry Canada license-exempt RSS standard(s). Operation is subject to the following two conditions: (1) this device may not cause interference, and (2) this device must accept any interference, including interference that may cause undesired operation of the device.

Le présent appareil est conforme aux CNR d'Industrie Canada applicables aux appareils radio exempts de licence. L'exploitation est autorisée aux deux conditions suivantes: (1) l'appareil ne doit pas produire de brouillage, et (2) l'utilisateur de l'appareil doit accepter tout brouillage radioélectrique subi, même si le brouillage est susceptible d'en compromettre le fonctionnement.

*Bluetooth*® Industry Canada Statement:  
This Class B device meets all requirements of the Canadian interference-causing equipment regulations.

Cet appareil numérique de la Class B respecte toutes les exigences du Règlement sur le matériel brouilleur du Canada.

Industry Canada Statement: CAN ICES-3 (B)/NMB-3(B)

— 15 —

EU Compliance Statement:  
EHX SPORT BUDS (UPC 683274031057) is in conformity with EU Directive 2014/53 and applicable harmonized standards. A full copy of the Declaration of Conformity can be found at [www.ehx.com](http://www.ehx.com). For further information, contact Electro-Harmonix, per the warranty information.

Disposal:  
This symbol indicates that this product shall not be treated as household waste. Instead it shall be disposed in accordance with local environmental laws and guidelines and, where as appropriate, handed over to the applicable collection point for the recycling of electrical and electronic equipment. This product was produced after Jan 1 2006.

TM Notices:  
The *Bluetooth*® word mark and logos are registered trademarks owned by Bluetooth SIG, Inc. and any use of such marks by Electro-Harmonix is under license. Siri® is a registered trademark of Apple Inc.

Model No. EC-BTH2  
FCC ID: 2ASV2-ECBTH2A  
IC: 24960-ECBTH2A

— 16 —